

# *Encore Elite*

High Performance Windows



*Everything you need plus  
all that you want in a window*

Expertly Crafted By





## Customers For Life

### Great Products That Last

Since 1959, Seaway Manufacturing operates from the premise that quality design and manufacturing are inseparably linked when the goal is building products that last a lifetime. Great designs endure and perform. For Seaway, building great products is having the commitment to continually enhance products, processes, and services year after year, in order to offer the market the best possible product. Something more than you'd expect. Something extra that you need. Something special that you want.

### Superior Customer Service

Our reputation for superior customer service comes from years of repeat customers referring Seaway to new customers who become repeat customers, home after home, generation after generation. It's a continuous cycle built on trust, quality products, and service. Only the most dependable and honest professional home improvement companies, specializing in windows, are chosen to be part of Seaway's dealer family.

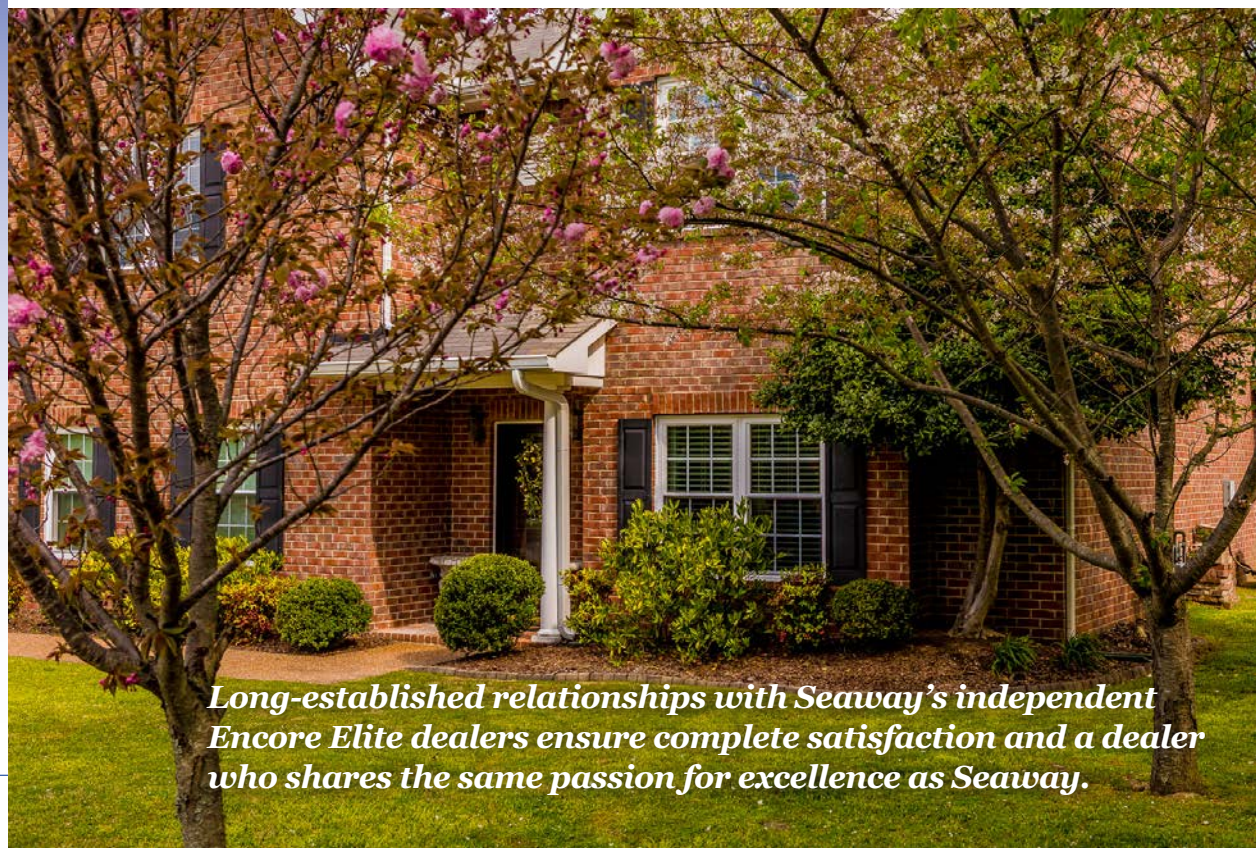
### State of the Art Technology

Seaway continues to add state-of-the-art equipment and processes, resulting in the manufacture and delivery of aesthetically beautiful, high performance, and virtually maintenance-free products. We continually research, design, enhance, and build premium features and performance into our windows. The Encore Elite window series' traditional aesthetic and design innovations will delight owners with the perfect balance between new technologies and the artistic touch of our craftsmen. Our pledge is to lead the industry in technology, materials, and commitment to the highest standards of quality design, manufacture, and delivery.

### Continual Enhancements

Seaway is constantly improving our products so you'll never need to look for a better window. Each new technology advancement brings better materials, tougher standards and more efficient manufacturing techniques to Seaway products, creating a long tradition of quality, high performance and durability. Our highly efficient facility allows us to build each window with great personal care and still deliver top quality windows on schedule.

*Customers tell us that Encore Elite vinyl replacement windows consistently exceed their expectations.*



*Long-established relationships with Seaway's independent Encore Elite dealers ensure complete satisfaction and a dealer who shares the same passion for excellence as Seaway.*

# Built to be Your Last Window

## Designs for Living

No matter what you want to do or when you want to do it, you'll find our designs fit today's lifestyles and don't go out of style. You can build or remodel your home with Seaway windows today, and enhance it tomorrow as your needs grow or change. Encore Elite's distinctive contoured millwork frame and sash design emulate the beauty of traditional wood windows for timeless design without the maintenance.

## Custom Millwork

When you've been designing and building windows for as long as we have it becomes an art form. The Encore Elite line is a unique expression of classic millwork styling meant to stand the test of time and remains the number one selling Seaway product. Behind every Encore Elite window are people who bring their expertise to producing our exacting standards. No window leaves the factory without careful scrutiny by highly trained personnel, ensuring the window meets our specifications and arrives ready to install.



1. Fusion welded master frame and sashes for strength and beauty
2. 3-1/4" frame depth – standard depth with beauty and benefits that are anything but standard
3. Low profile hardware does not stick up into the glass area for enhanced beauty
4. Limit latches for safe and convenient ventilation
5. Integral interlock at meeting rail for security and thermal enhancement
6. Traditionally elegant contoured millwork design
7. Variable depth InsulGlaze units for optimized thermal performance in every glass package
8. Structural silicone wet glazing for strength and optimal performance
9. Constant force balance system for a lifetime of reliability
10. MicroShield antimicrobial weatherstripping minimizes dust, dirt, mold, and mildew
11. True sloped sill for better drainage and enhanced sightlines
12. Extruded aluminum screen with SeaClear fiberglass mesh provides an enhanced bug barrier and increased airflow

Optional welded  
nail fin



Encore Elite comes with a lifetime warranty because it's

*Built to be Your Last Window*

# Choosing the Right Vinyl Window

## *Things that matter*

### Design Elegance

Seaway products share a **similar classic profile** offering an aesthetically pleasing integrated system of windows and doors. A **constant force balance system** for a lifetime of effortless operation is far superior to spiral or block and tackle systems. The extruded **ergonomic lift rail** is part of the window and will not break off as the snap-on type can. A **soft contoured glazing bead** is more pleasing to the eye and makes cleaning easier.



LIFT RAIL

CLASSIC PROFILE FRAME



### Strength and Security

Encore Elite windows use the highest quality **unplasticized vinyl (uPVC)** available to maximize strength and durability. **Fully interlocking meeting rail**, with low-profile **heavy duty tilt latches**, securely locks the sashes into the side jambs. Both sashes interlock for a virtually impenetrable locking mechanism for strong, safe and secure windows.

**Heavy duty vent latches** limit sash range to allow the window to be partially open for controlled ventilation.\* **Fusion welded frame and sash** creates solid units with stronger joints and cleaner lines. **Structural silicone wet glazing** permanently bonds the glass to the sash frame adding strength and additional defense against air and water infiltration.

\* The National Safety Council reminds all homeowners that no device can prevent all window falls. To ensure safety, always have adult supervision of children around any window.

MICROSHIELD TRIPLE  
WEATHER STRIPPING



### Energy Efficiency

Encore Elite's **MicroShield anti-microbial triple weather-stripping** maintains a weather tight fit, diminishing the chance of mold or mildew forming. **Optional Smart-ER High Performance Insulating Foam** increases energy efficiency. **ENERGY STAR® rated high performance glass packages** will give you the right glass for your climate and desired comfort.

TILT-IN SASH



### Effortless Maintenance

**True sloped sill** promotes drainage and prevents weep holes from clogging. **Tilt-in sashes** can be tilted or lifted out, depending upon the window style, for easy cleaning and most operating sashes can be easily cleaned from inside the home. **uPVC is a superior vinyl window material**, resists UV light damage, is easy to clean, and won't fade, crack, peel, or warp.

# Be Comfortable and Energy Efficient

Encore Elite windows are built to meet the strictest climate performance standards and are made to satisfy your specific requirements for comfort. Our windows are independently tested to meet the standards of the American Architectural Manufacturers Association (AAMA) and are ENERGY STAR® qualified with a variety of high performance glass packages. Encore Elite windows offer multiple upgrade options to suit your climate, comfort, and performance preferences.

**Rating Windows for Energy Efficiency** is done by the National Fenestration Rating Council (NFRC), evaluating windows and doors using performance ratings - U-factor, solar heat gain coefficient, visible transmittance, and air leakage.

## ENERGY STAR® - NFRC Label - Definition

U-FACTOR	Measures the insulating value of the entire window system by measuring heat transfer. The lower the number, the better a window retains heat inside in winter and stays cooler in summer.
SOLAR HEAT GAIN COEFFICIENT (SHGC)	Measures how well the window blocks heat from the sun. A number between 0 and 1- the higher the SHGC means a window allows more solar heat to pass into your home. Heat gain can be beneficial in the winter, but can cause summer overheating in warmer areas.
VISIBLE TRANSMITTANCE (VT)	Amount of visible light passing through the window. Choosing a Low E coating can control solar heat gain yet allow visible light to pass through the glass.
AIR INFILTRATION	How much air enters through the window. Lower numbers mean a tighter window. ENERGY STAR maximum allowable for residential is .30 CFM/ft² (Cubic feet per minute per square foot of the window).




*Our high performance vinyl windows outperform many wood, fiberglass and other composite materials.*

### Smart-ER Foam Filled Insulation

Optional foam filled insulation in the multi-chamber uPVC frame extrusions.



### Super Spacer®



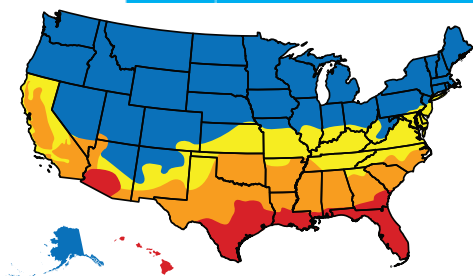
### Thermal Performance for glass packages

	U-Factor	SHGC	VT
InsulGlaze 1000	0.18	.25	.42
InsulGlaze 700	0.21	.25	.42
InsulGlaze 450	0.27	.35	.52

\*Above data represents upgrade glass package options for Encore-Elite DH. All assume double strength glass, no reinforcement, and no grids. IG450 is standard foam fill, IG700 and IG1000 have no foam fill. All thermal performance values measured using NFRC standards, and vary based on individual window configuration and options. For a comprehensive list of all Seaway Mfg. window configuration packages, consult the NFRC Certified Products Directory. Basic Encore Elite window has IG100, dual pane clear glass.

# A Glass Package for Your Location

As an ENERGY STAR Partner, Seaway products offer energy-efficient options for your location. Our glass packages can be customized to give you just the right performance for your geography or home's unique heating and cooling requirements. Energy efficient windows are the key to lower utility costs while maintaining a comfortable home temperature year round.



- Northern
- North-Central
- South-Central
- Southern

## Windows

Climate Zone	U-factor <sup>1</sup>	SHGC <sup>2</sup>	
Northern	≤ 0.27	Any	Prescriptive
	≥ 0.28	≥ 0.32	Equivalent Energy Performance
	≥ 0.29	≥ 0.37	
	≥ 0.30	≥ 0.42	
North - Central	≤ 0.30	≤ 0.40	
South - Central	≤ 0.30	≤ 0.25	
Southern	≤ 0.40	≤ 0.25	

Air Leakage ≤ 0.3 CFM/ft²

1.) Btu/h ft²·°F

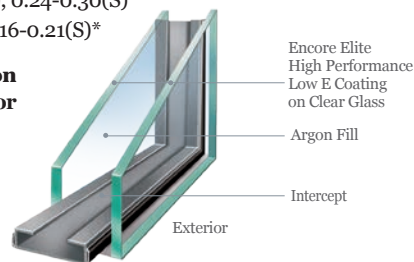
2.) Solar Heat Gain Coefficient

High performance window packages can be customized with a variety of Low E coatings, UV protection or added insulation options to meet the ENERGY STAR criteria in your climate zone. Seaway optimizes the thickness of all IG units based upon specific configuration ordered.

### Encore Elite InsulGlaze 400(N), 405(S)

- Dual Pane High Performance Low E Northern or Southern climate optimized glass with Argon fill
- Intercept Warm Edge Spacer
- U-Factor 0.24-0.30(N), 0.24-0.30(S)\*
- SHGC 0.23-0.38(N), 0.16-0.21(S)\*

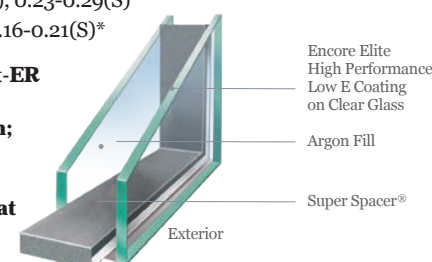
**Basic LowE and Argon glass configuration for balanced insulation year-round in many climates**



### Encore Elite InsulGlaze 450(N), 455(S)

- Dual Pane High Performance Low E Northern or Southern climate optimized glass with Argon fill
- Super Spacer® non-metallic foam reduces condensation
- U-Factor 0.24-0.29(N), 0.23-0.29(S)\*
- SHGC 0.23-0.38(N), 0.16-0.21(S)\*

**Combine with Smart-ER foam for northern zone extra insulation; allows sun's heat to penetrate northern homes and keeps heat and sun out in southern climates**

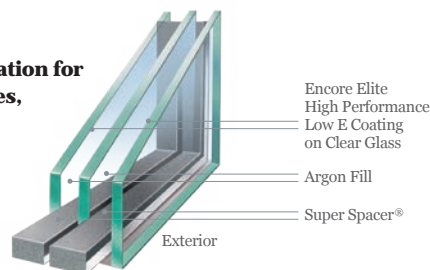


Air Leakage ratings for PW, DH, and SL styles are 0.01-0.06 CFM/ft².

### Encore Elite InsulGlaze 700

- Triple Pane High Performance Low E Northern or Southern climate optimized glass with Argon fill
- Super Spacer® non-metallic foam reduces condensation
- U-Factor 0.14-0.24\*
- SHGC 0.20-0.27\*

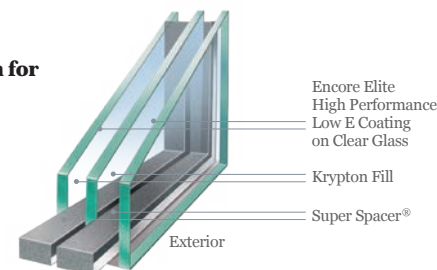
**Robust recommendation for all climates and zones, north or south**



### Encore Elite InsulGlaze 1000

- Triple Pane High Performance Low E Northern or Southern climate optimized glass with Krypton fill
- Super Spacer® non-metallic foam reduces condensation
- U-Factor 0.13-0.20\*
- SHGC 0.20-0.27\*

**Ultimate insulation for all climates while allowing ample visible light and neutral color**



Contact your local independent Seaway authorized dealer for exact NFRC ratings and ENERGY STAR qualifying glass recommendations.  
\* NFRC data represents whole product ratings and performance numbers will vary based on individual window configurations and options.

# Double Hung and Slider Windows

*Choice for traditional style  
homes and ventilation*

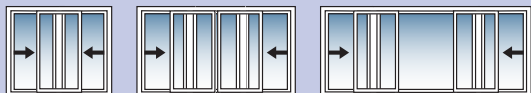
**Tilt Feature** — Double Hung Window Sashes slide vertically and can be tilted inward for cleaning from the interior of your home. Sliders can be lifted out to clean with similar ease.

**Interlocking Rails and SeaCure Lock** — Provide a virtually impenetrable locking mechanism, nearly eliminate all air infiltration and make your windows strong, safe, secure, and energy efficient. Additional protection for your family against intruders.

**High Performance Rollers** — Expect easy operation from Encore Elite Slider Windows incorporating our superior brass rollers with precision needle bearings.

**Wind Zone Rating** The structurally superior Encore Elite double hung outperforms the requirements to withstand even the harshest weather. You'll find comfort knowing that your windows have high wind resistance DP50 (Design Pressure) and an exceptionally low air leakage.

**Double hungs can be mulled together or combined with picture windows.**



**Slider windows come in two or three lite styles.**



**EASY OPEN SLIDER**

**SEACURE LOCK**

**REMOVABLE SASH**



# Casement and Awning Windows

*Your energy efficient choice*

**Versatile style lets you add ventilation where you need it. Most energy efficient window style.**

**Triple Weather Seal** Allows for tightly sealing windows that get tighter as the wind blows. Multi-step sash and frame with fin and bulb weather seals.

**Multi-Point Locking System** Provides one control and multiple locks for easy, reliable security. **Gear Handle** is easy to reach and allows you to open and close windows with only one hand. **Collapsible Hardware** for convenience around blinds and other window treatments.

**Unique Contoured Exterior Sash** Presents an elegantly designed finish.

**SeaClear Contoured Screen** Aesthetically designed to disappear into the window frame. Snaps into place without messy clips or screws.



SEACLEAR SCREEN

STANDARD SCREEN

**Multiple casement windows can be mullered together and awning windows can be stacked or used in a larger opening.**



CLASSIC PROFILE FRAME



COLLAPSIBLE HANDLE



CASEMENT AND AWNING  
MULTI-POINT LOCK

# Bow, Bay and Garden Windows

## *The focal point of any room*

**Fusion Welded Z-Cap™** Exclusive, custom-fit cap utilizes unique technology that creates a strong, tight seal against water and air infiltration.

**Vertical mullions** in Seaway's enhanced bow and bay window system are reinforced with **threaded steel rods**, attached between the head and seat, using counter-sunk weld nuts to provide superior fastening capabilities.

**Bow and bay system** comes standard with a **pre-installed seat** design. Layered 3/4" exterior grade plywood and a 1" High Density Foam Core. Seatboard is thicker and stronger, yielding an insulating value of R-9.

**Customize** bow and bay windows with interior recessed lights, shingled, aluminum or copper roof options, finishes, and seatboards. Choose from a wide selection of additional options.


**Pre-insulated seat available in three designs:** (1) 'Stop at the Jamb' or (2) 'Stop at Specific Distance from Inside'. Insulation stops at the outside wall providing insulation where needed without reducing the overall height of the window. (3) 'Entire Seat' - insulation is completed on the entire seat.

**Garden Window Easy-to-open End Vents** provide the perfect ventilation. Multi-Point Locks provide added protection. A variety of laminated seatboard and design options are available for interior and exterior beauty and protection.

**Head and Seat Boards** 1 1/4" birch or oak veneer that can be painted or stained for a custom, elegant look. Laminated seatboard exterior for lasting protection.



Combine these windows for multiple configurations.




# Fixed and Specialty Shaped Windows

*Create outdoor views  
or a unique design element*

Use alone or in combination with architectural shapes, casements, awnings, or double hungs to expand the view and create a totally custom window. Fixed, also known as picture windows, do not open and can be large or small to create a focal point in the room, add interest to a space, or open up a dark corner.



## Specialty Shapes



*Window drawing is for illustrative purposes only.*



# Prima Vista Sliding Patio Doors

*A statement of style*

**Thermal Efficiency and Increased Sound Dampening** with a performance grade PG 60, you'll have secure thermal and structural performance. Control your inside conditioning costs, keep weather out, and reduce unwanted noise.

**Patented Sliding System** Robust, adjustable dual tandem 1" Ultrex rollers with marine ball bearings ensure smooth, easy, and quiet operation.

**Silent Glide Extruded Screen and Self-Cleaning Tracks** Rigid enameled aluminum frame fits firmly within an adjustable spring loaded suspension system in each corner to prevent derailing or jamming.

**Integral Lift and Tilt Mini Blinds** Optional 1" glass with integrated mini blinds is available for maintenance-free privacy.

**Field Changeable Vice-Versa Feature** Exclusive wheel system allows the direction of the opening to be changed from left to right or vice-versa simply and easily.

**Low E with Argon Gas Fill and Ultra Warm Edge Spacer** Adds thermal efficiency.



## Sliding Patio Door Hardware



White or Beige  
Coated

Brass

Brushed Chrome

Black Nickel

Actual sliding handles may vary from photos.

## Thermal\* & Structural Performance

	U-Factor	SHGC	PG
InsulGlaze 440	0.29	0.29-0.35	PG-60

\*Prima Vista comes standard with IG-440, 1/8" tempered glass, no foam fill, and no grids. All thermal performance values measured using NFRC standards, and vary based on individual glass configuration and options. For a comprehensive list of all Seaway Mfg. window configuration packages, consult the NFRC Certified Products Directory.

\*\* 6-foot patio door tested per AAMA/WDMA/CSA 101/IS.2/A440


ENERGY STAR® Qualified in Highlighted Regions

ENERGY STAR

**Seaway**  
Manufacturing Corp.  
Prima Vista Patio Door  
Vinyl Frame — Dual Glazed — VP  
Low E/Argon — IG440 — DSB — No Grid  
Label #1 — — —  
CPD #3014-A-13-02187-0003

ENERGY PERFORMANCE RATINGS	
U-Factor (U.S./I-P)	Solar Heat Gain Coefficient
<b>0.29</b>	<b>0.29</b>
ADDITIONAL PERFORMANCE RATINGS	
Visible Transmittance	Air Leakage (U.S./I-P)
<b>0.52</b>	<b>≤ 0.3</b>

Manufacturer certifies that these ratings conform to applicable NFRC procedures for determining white product performance. NFRC ratings are determined for a fixed set of environmental conditions and a specific product size. NFRC does not recommend any product and does not warrant the suitability of any product for any specific use. Consult manufacturer's literature for other product performance information.



SILENT GLIDE EXTRUDED SCREEN SASH

PATENTED SLIDING SYSTEM

# Encore Elite

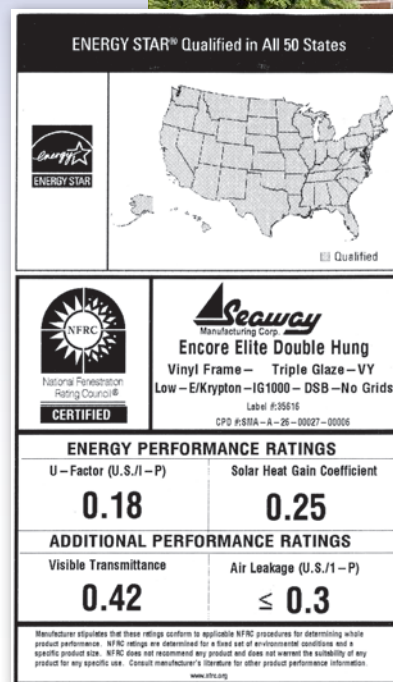

## Standard Features

- **Air tight, multi-chamber, unplasticized vinyl (uPVC) frame and sash extrusions** are rigid, durable, resistant to UV light damage, provide enhanced thermal performance and are easy to clean.
- **Narrowline frame and sashes** with fully fusion-welded corners provide a strong joint and virtually impenetrable seam.
- **Full 3 1/4" depth with designer 'picture frame' profile** for a timeless classic appeal.
- **PG50 (DP50)** meet additional water and wind resistance requirements.
- **Low profile hardware** allows an unobstructed view and is not visible above the glass.
- **Constant force balance system** provides a hidden, effortless window operation over the lifetime of your windows, far superior to spiral or block and tackle systems.
- **Fully interlocking meeting rail** provides strength and security, nearly eliminating all air infiltration, making your double hung or slider windows more energy efficient.
- **Ergonomic lift rail** is an integral component of the sash, maximizing strength and beauty.
- **MicroShield anti-microbial triple weather-stripping** is weather tight and protects against mold and mildew.
- **Dual Vent** stops limit the degree to which your windows open for convenient ventilation.
- **Extruded screen frames** incorporate internal, stamped corner keys for enduring strength, while our special SeaClear screencloth provides increased visibility, light, air flow and insect protection.
- Available in **Replacement** and **New Construction** styles, suitable for both residential and light commercial applications.
- **Insulated glass** with your choice of configurations to suit your unique location.

### Air / Water / Structural Performance

	Air <sup>1</sup>	Water	Structural <sup>2</sup>
Encore Elite Window	.01-.07 CFM/ft <sup>2</sup>	7.5 psf	R-PG50 (171mph)

1.) Performance range includes DH, Slider, PW, & Casement. All units tested per ASTM E283 as part of AAMA/WDMA/CSA 101/1.S.2/A440. 2.) Encore Elite windows achieve a minimum residential PG50.



**Double-Hung, & Sliding Window Lock**



**Casement & Awning Window Crank**



**Casement and Awning Window Multi-Point Lock**

Hardware colors white, beige, champagne, and chocolate available to coordinate with your finish.

### Thermal Performance for Encore Elite windows\*

	U-Factor	SHGC	VT
Double Hung	0.18	.25	.42
Casement**	0.16	.22	.37
Slider	0.18	.25	.42
Picture	0.15	.26	.45

\*Encore-Elite comes standard with IG-100. Above data represents the upgraded IG1000 glass package with double strength glass, no reinforcement, no foam fill, and no grids. All thermal performance values measured using NFRC standards, and vary based on individual window configuration and options. For a comprehensive list of all Seaway Mfg. window configuration packages, consult the NFRC Certified Products Directory.

\*\*Assumes foam filled frame for Casement only.

# Colors and Finishes

**Designer Interior and Exterior Colors or Custom Color Matching** Choose from a selection of popular designer colors or allow us to color match a custom exterior color.

**Stylux Heat Resistant Exterior Color Finish** Our paint facility is equipped to air-dry pre-treated vinyl for a better molecular bond between the coating and vinyl. We use waterbased products made from environmentally-friendly materials with minimum VOC content.

**WoodEssence - Woodgrain Laminate Interior Looks Like Wood** Attain the traditional aesthetic and elegance of authentic wood windows without the countless maintenance hassles. Designed to either stain or paint the interior of your windows, achieving an exact color match with your interior trim or a complimentary color scheme to coordinate with your home's decor.

Paint, stain or sealants should be applied upon installation.



## Examples of Encore Elite WoodEssence Custom Stain Options



## Standard Colors and Coatings

Designer Interior			
	White	Beige	Light Oak
Stylux Heat Resistant Designer Exterior Color Collection			
	Medium Oak	Cherry	WoodEssence
	White	Almond	Beige
	Sand	Coffee	Chestnut
	Evergreen	Black	

Optional color matching is available to coordinate with any home's exterior. Printed colors may vary. Please use actual color samples available from your Seaway Dealer for ordering.



# Decorative Glass, Grids and Blinds

## Decorative Glass

**Patterned or tinted glass** lets in light while obscuring the glass for privacy or simply a unique look. Seaway offers a variety of patterns and tints. Some decorative glass may not be compatible with all products, check with your Seaway dealer for options.

**Tempered safety glass** is available on all products and comes standard in the Prima Vista Patio Sliding Door. **Laminated glass** adds strength, additional security and adds additional sound attenuation.

## Decorative Glass Option Finishes



**Raindrop**



**Frost**



**Glue Chip**



## Grid Options

Add style and impact to your windows with decorative internal grids enclosed within the insulated glass unit for easy cleaning. Grids are available for any window style and can be made using any grid profile. You choose the number of verticals and horizontals to create the look you want.

## Grid Patterns



**Colonial**



**Prairie**



**Diamond\***

\* WITH FLAT GRID ONLY

## Simulated Divided Lites

SDL grids permanently adhere on the interior and exterior glass. Our coped joints, not butted, provide additional elegance and the look of authentic divided lites for an elegant finish.

Available in a wide variety of patterns, all colors, and (interior) wood grains. Homeowners who love the function of a casement with the look of a double hung may choose our 2" Meeting Rail SDL.



## Blinds Between the Glass


Optional glass packages with integral lift and tilt miniblinds available for maintenance free privacy.

## Grid Profiles




**Slimline**

GOLD, WHITE



**Contoured**

WHITE, BEIGE,  
OR WOODGRAIN\*\*



**Flat**

WHITE, BEIGE,  
OR BRONZE\*\*

\*\* WITH ANY STANDARD  
EXTERIOR COLOR



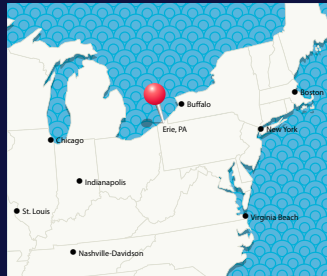
# Seaway Manufacturing

## Family Owned Business

Seaway is a family owned, woman owned business currently operated by the third generation of the Goodrich family, celebrating a tradition of quality craftsmanship and personalized service since 1959. Seaway Manufacturing is an active industry leader, making products that meet today's requirements and create enduring value. We're passing on our high standards of excellence from one generation to the next and to every member of our Seaway team. With a long history of proven dependability, Seaway develops products to meet your home improvement needs. We listen to customers and take pride in maintaining long standing relationships based on trust and integrity.

## Made in the USA

Made in Erie, Pennsylvania, at our 100,000 sq ft factory. Seaway sources components within the US and collaborates with our northern vendor partners in Canada. Regularly ranked among the Top 100 Window and Door Manufacturers in the US by Window and Door® Magazine.



## Our Dealers

Only the most dependable, highly reputable, professional window contractors and specialty home-improvement dealers are selected to be part of Seaway's dealer family and Seaway actively provides them with the most current technical and industry information. Nearly all of our independent Encore Elite dealers have long-standing, established businesses, and strong reputations for superior quality work. Our dealers share our passion for excellence. Together, we're committed to your complete satisfaction, from the factory to your authorized local specialty Seaway dealer, we take care of you.



## Our Pledge

At Seaway, we continue to add state-of-the-art equipment and automated processes, enabling us to concentrate on the details that ensure the finest quality and innovative products. We're proud to design and manufacture products that improve your home's beauty and provide lasting energy savings and investment value.

Seaway is deeply invested in the Erie, PA community, dedicated to thousands of homeowners, and committed to our dealers who year after year, enthusiastically recommend and professionally install the best vinyl window choice in America - Seaway.

Enhance your home today with Seaway products that will last a lifetime.

*Jana Goodrich, President | Seaway Manufacturing Corp.*





# *Encore Elite*

## High Performance Windows

*Everything you need plus  
all that you want in a window*



**2250 East 33rd Street, Erie, PA 16510**

**p: 814.898.2255**

**f: 814.899.5556**

**[www.seawaymfg.com](http://www.seawaymfg.com)**

Due to product changes, improvements, and other factors, Seaway reserves the right to change or delete products described herein without prior notice. Color samples may vary slightly from the actual color finishes due to the limitations of the printing process. Please see your sales representative for an actual sample of finishes. Given the wide variety of configurations available, homeowners who require specific performance ratings should specify such with their Seaway dealer.

Seaway Manufacturing Corp. is a proud supplier of the highest quality premium remodeling products. We invite every consumer to carefully examine our products, warranties, and reputation, and we make every attempt to choose only the most outstanding, independent remodeling companies to distribute our products. As a manufacturer, we do not control or take responsibility for the actions or conduct of contractors that may sell or install Seaway products.